



Easy to mount


Unlock the plastic clips




Open the clips on both ends




Remove the fan body




Fix the mounting bracket with screws



Couple the ducts

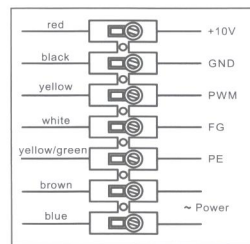
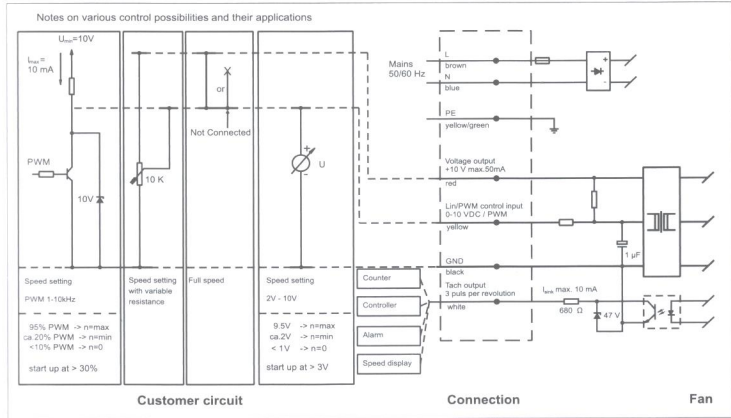


Lock up the fan by plastic clips



Wiring Instruction

EC motor(size 074,line-fed)



Colour	Signal	Assignment/function
red	+10V	Voltage output +10V max. 50 mA
black	GND	GND
yellow	0-10V/PWM	Control input (Impedance 100kΩ)
white	Tacho	Tach output: 3 puls/revolution
yellow/green	PE	Protective earth
brown	L	Mains 50/60 Hz, phase
blue	N	Mains 50/60 Hz, neutral